

Teck

First Quarter 2017 Results

April 25, 2017



Forward Looking Information



Both these slides and the accompanying oral presentation contain certain forward-looking statements within the meaning of the United States Private Securities Litigation Reform Act of 1995 and forward-looking information within the meaning of the Securities Act (Ontario). Forward-looking statements can be identified by the use of words such as “plans”, “expects” or “does not expect”, “is expected”, “budget”, “scheduled”, “estimates”, “forecasts”, “intends”, “anticipates” or “does not anticipate”, or “believes”, or variation of such words and phrases or state that certain actions, events or results “may”, “could”, “should”, “would”, “might” or “will” be taken, occur or be achieved. Forward-looking statements involve known and unknown risks, uncertainties and other factors which may cause the actual results, performance or achievements of Teck to be materially different from any future results, performance or achievements expressed or implied by the forward-looking statements.

The forward-looking statements in these slides and the oral presentation include estimates, forecasts, and statements as to management’s expectations with respect to, among other matters, expected timing of first oil from Fort Hills, anticipated pricing adjustments, our expectation that we will generate significant free cash flow at consensus prices, our statement that we might continue to reduce debt, and demand and market outlook for commodities. These forward-looking statements involve numerous assumptions, risks and uncertainties and actual results may vary materially.

These forward-looking statements involve numerous assumptions, risks and uncertainties and actual results may vary materially. These statements are based on a number of assumptions, including, but not limited to, assumptions regarding general business and economic conditions, interest rates, the supply and demand for, inventories of, and the level and volatility of prices of zinc, copper, coal and gold and other primary metals and minerals produced by Teck as well as oil, natural gas and petroleum products, Teck’s costs of production and production and productivity levels, as well as those of its competitors, power prices, market competition, the accuracy of Teck’s reserve estimates (including, with respect to size, grade and recoverability) and the geological, operational and price assumptions on which these are based, our ongoing relations with our employees and partners and joint venturers, performance by customers and counterparties of their contractual obligations, and the future operational and financial performance of the company generally. Our Fort Hills project expectations also include assumptions that the project is built and operated according to our project development plan.

The foregoing list of assumptions is not exhaustive. Events or circumstances could cause actual results to differ materially. Factors that may cause actual results to vary include, but are not limited to: adverse developments in business and economic conditions in the principal markets for Teck’s products, in credit markets, or in the supply, demand, and prices for metals and other commodities to be produced, changes in interest and currency exchange rates, failure of customers or counterparties to perform their contractual obligations, inaccurate geological or metallurgical assumptions (including with respect to the size, grade and recoverability of mineral reserves and resources), changes in taxation regimes, legal disputes or unanticipated outcomes of legal proceedings, unanticipated operational difficulties (including failure of plant, equipment or processes to operate in accordance with specifications or expectations, cost escalation, unavailability of materials and equipment, government action or delays in the receipt of permits or government approvals, industrial disturbances or other job action, and unanticipated events related to health, safety and environmental matters), and changes in general economic conditions or conditions in the financial markets. Our Fort Hills project is not controlled by us and construction and production schedules may be adjusted by our partners.

Certain of these risks are described in more detail in the annual information form of the company available at www.sedar.com and in public filings with the SEC. The company does not assume the obligation to revise or update these forward-looking statements after the date of this document or to revise them to reflect the occurrence of future unanticipated events, except as may be required under applicable securities laws.

- Record coal sales in March
- Adjusted EBITDA of \$1.5B^{1,2}
- Gross profit up >\$1B^{1,3}
- Repurchased ~US\$1B notes outstanding
- Fort Hills construction >83% complete
- Reported annual zinc concentrate treatment charges decrease significantly in favour of miners

Financial Results Overview

Teck

Q1 2017

Revenue \$ 2.9 billion

Gross profit before depreciation & amortization* \$ 1.5 billion

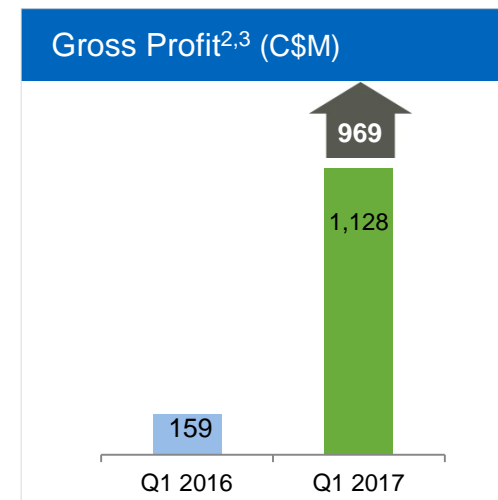
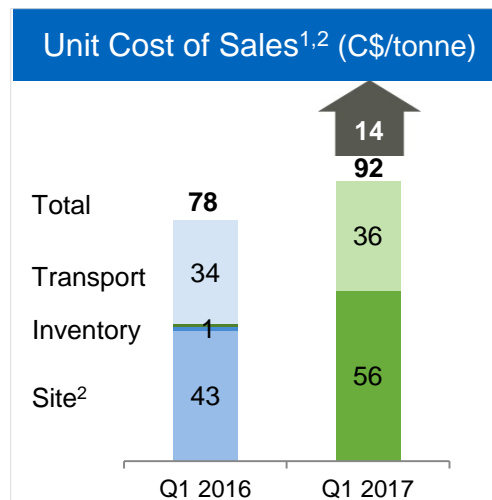
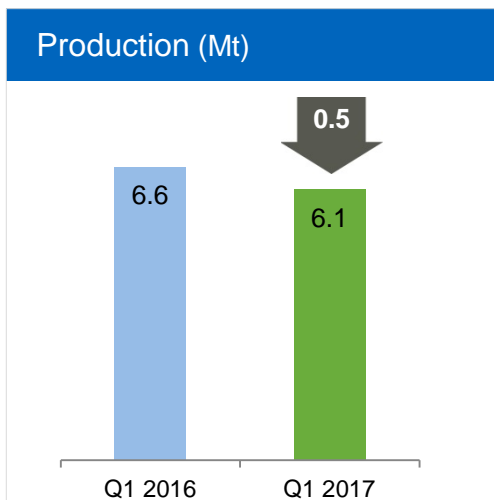
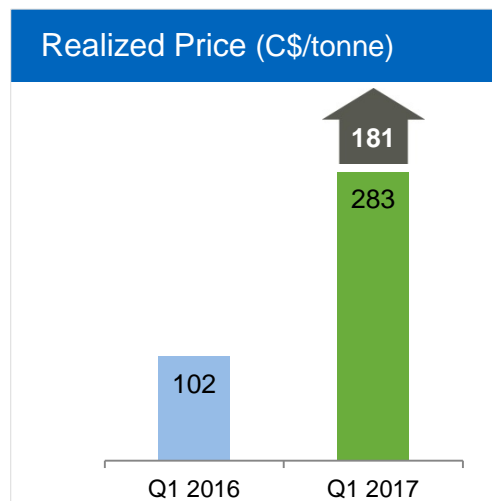
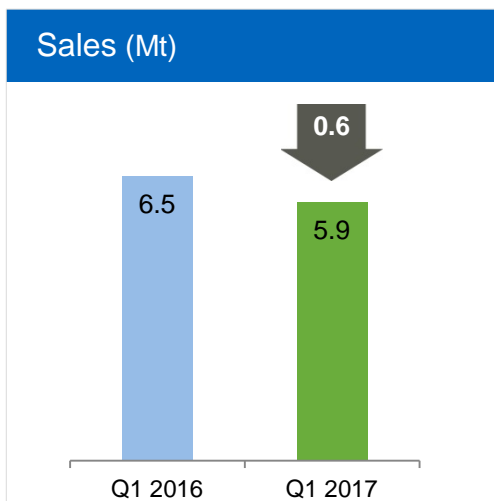
Profit attributable to shareholders \$ 572 million

EBITDA* \$ 1.3 billion

Adjusted EBITDA* \$ 1.5 billion

Adjusted profit attributable to shareholders* \$671 million
\$1.16/share

Steelmaking Coal Quarterly Results



Gross profit^{2,3} is up ~\$1B

1. *Steelmaking coal unit cost of sales include site costs, inventory adjustments, and transport costs.*
 2. *Non-GAAP financial measures. See "Use of Non-GAAP Financial Measures" section of our quarterly news releases for further information.*
 3. *Before depreciation and amortization.*

Price Spike Q4 2016

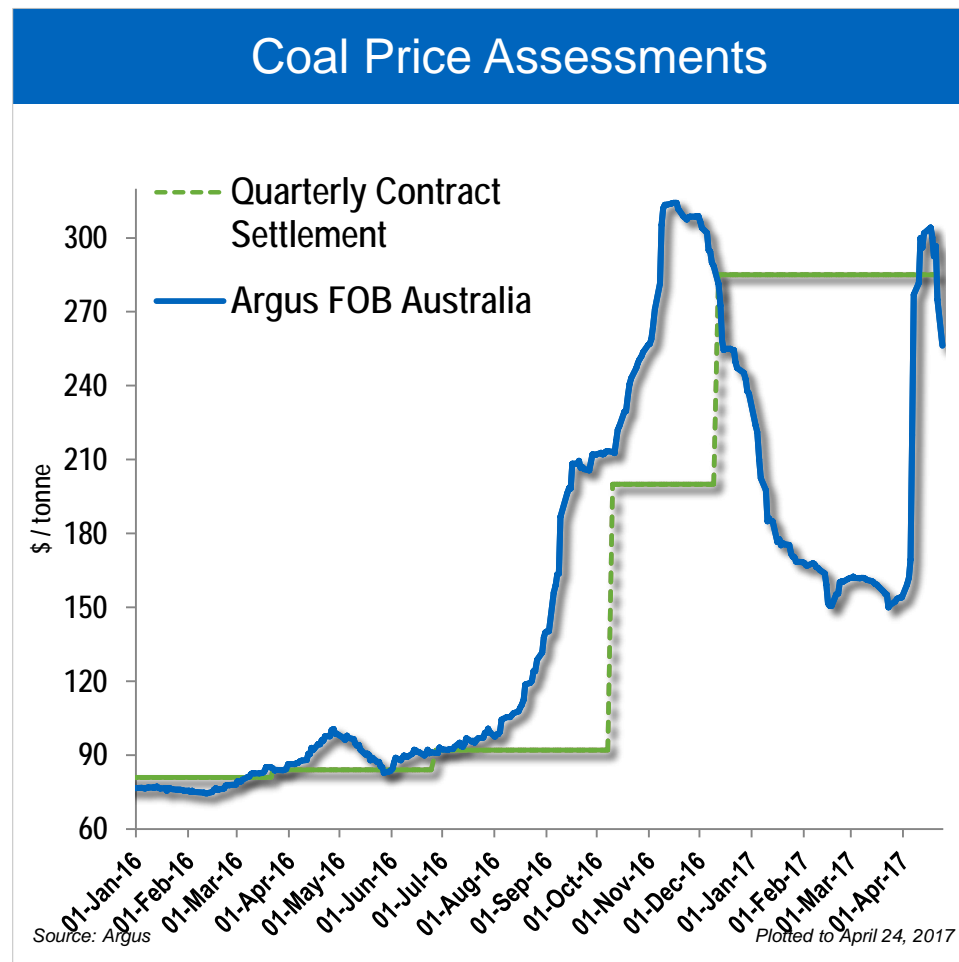
- Price induced closures globally
- Supply disruptions from weather & temporary mine failures
- Inventory build by mills due concern about supply disruptions

Price Correction Q1 2017

- Price induced supply response
- Inventory drawdown by mills as no signs of supply disruptions

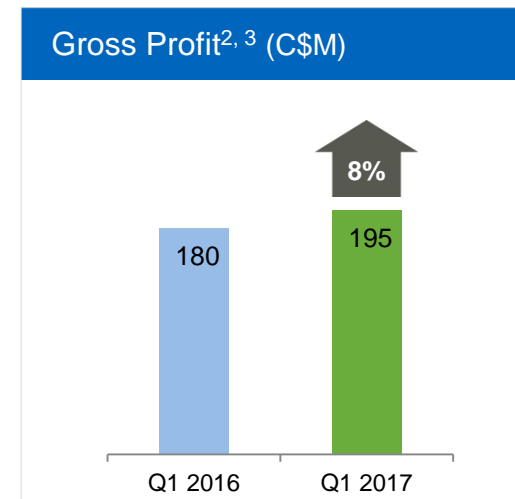
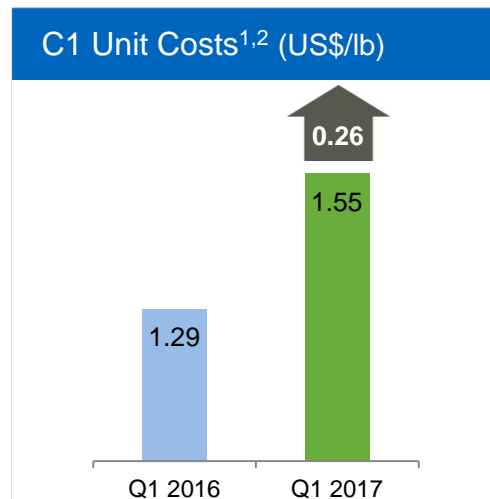
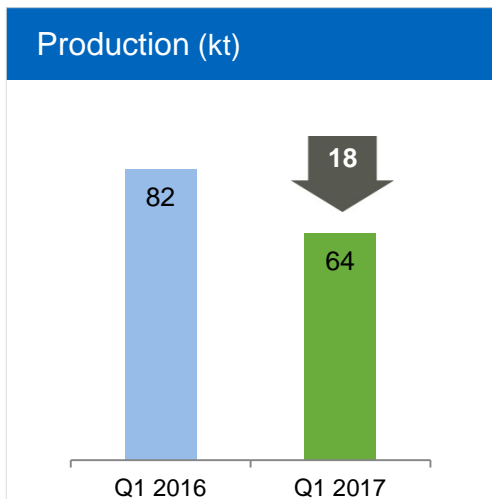
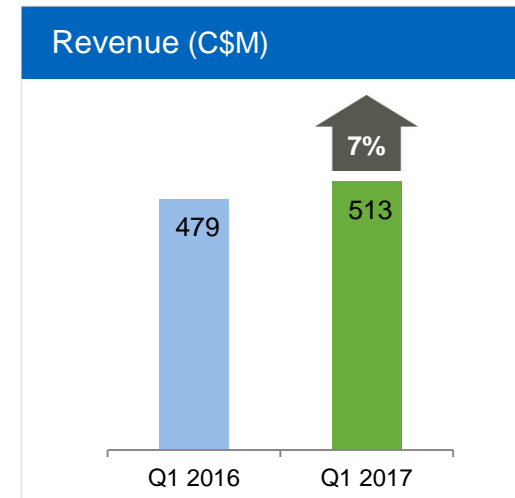
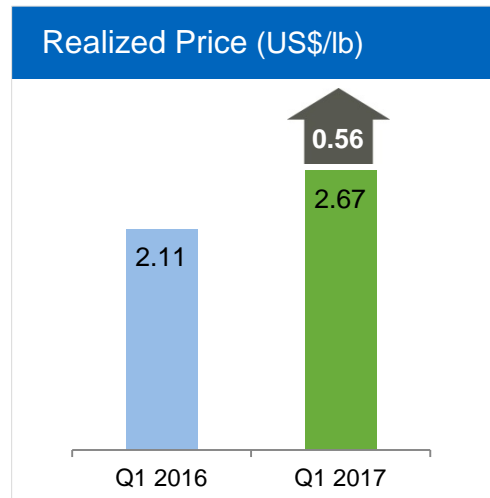
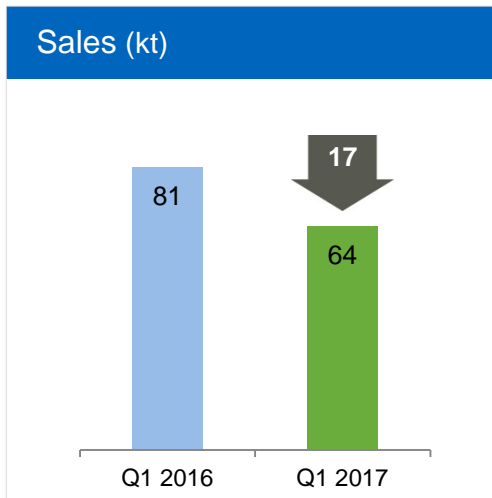
Price Spike April 2017

- Cyclone Debbie disrupts Australian supply



Prices driven >US\$300 for the fourth time since 2008

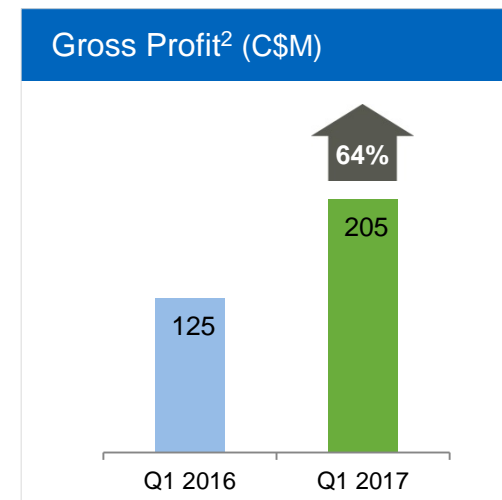
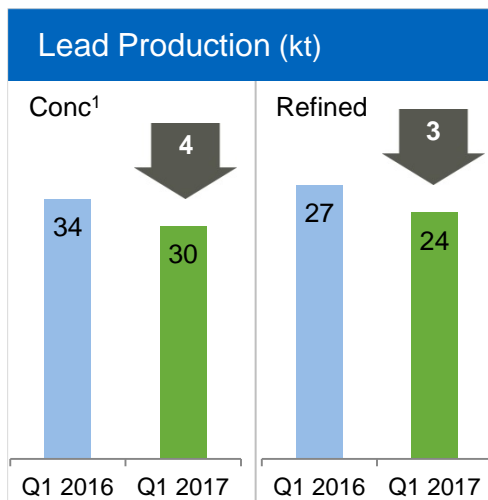
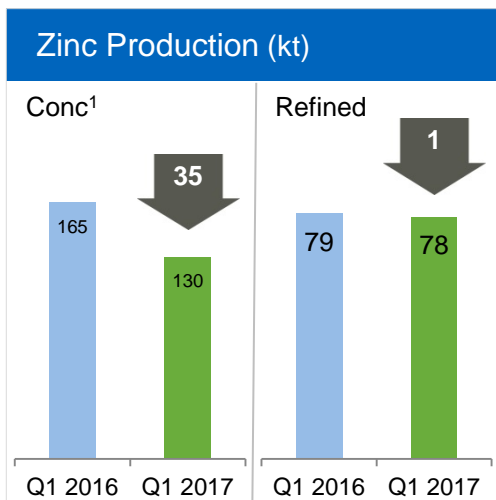
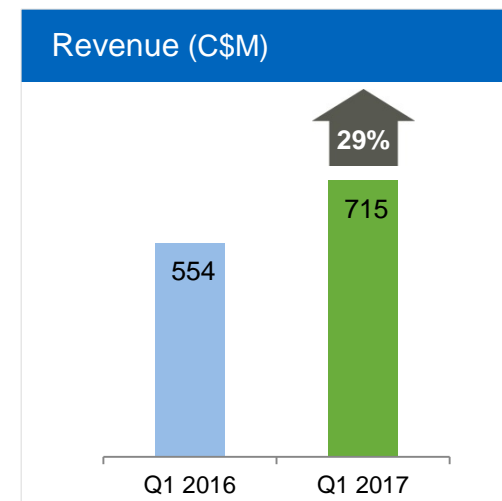
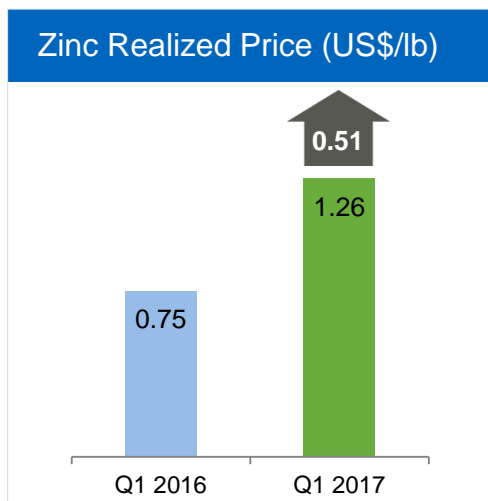
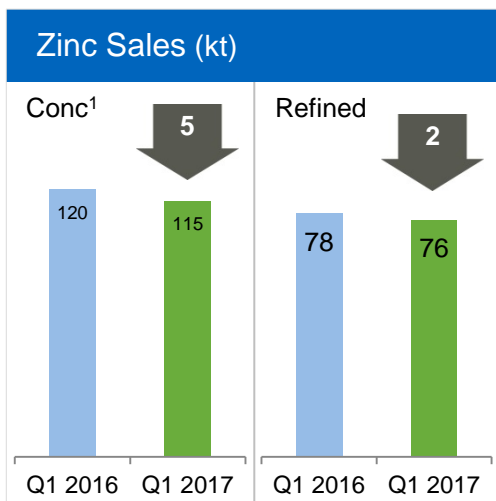
Copper Quarterly Results



Average realized price up US\$0.56/lb

7
1. C1 unit costs are net of by-product margins.
2. Non-GAAP financial measures. See "Use of Non-GAAP Financial Measures" section of our quarterly news releases for further information.
3. Before depreciation and amortization.

Zinc Quarterly Results



Gross profit² up 64%

1. Represents production and sales from Red Dog and Pend Oreille, and excludes co-product zinc production from our copper business unit.
 2. Before depreciation and amortization. Non-GAAP financial measures. See "Use of Non-GAAP Financial Measures" section of our quarterly news releases for further information.

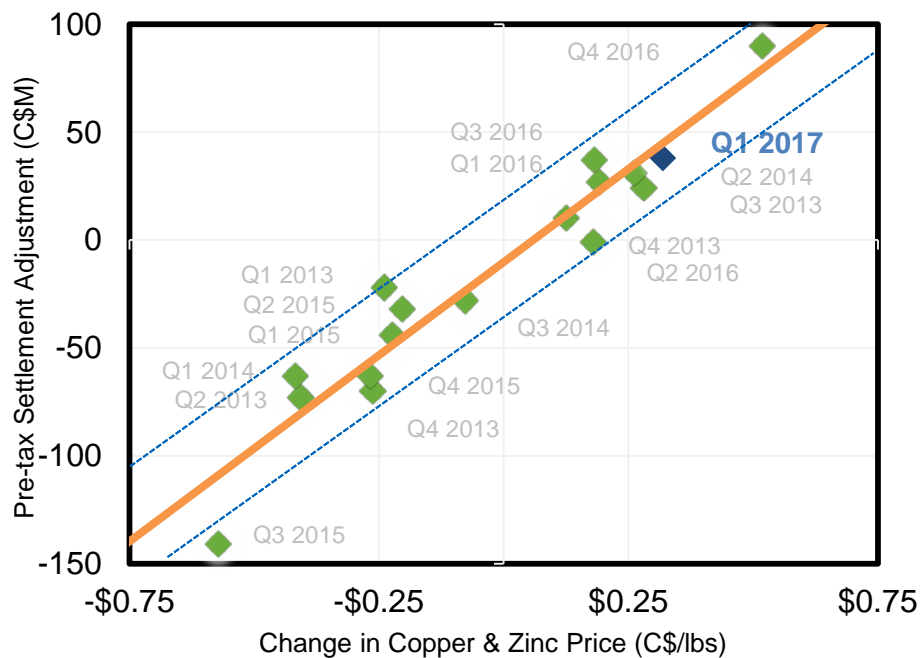
Fort Hills Project Status & Progress



- Construction >83% complete
- 4 of 6 areas turned over to Operations
- >60% operations personnel hired
- First oil end of 2017

Quarterly Pricing Adjustments

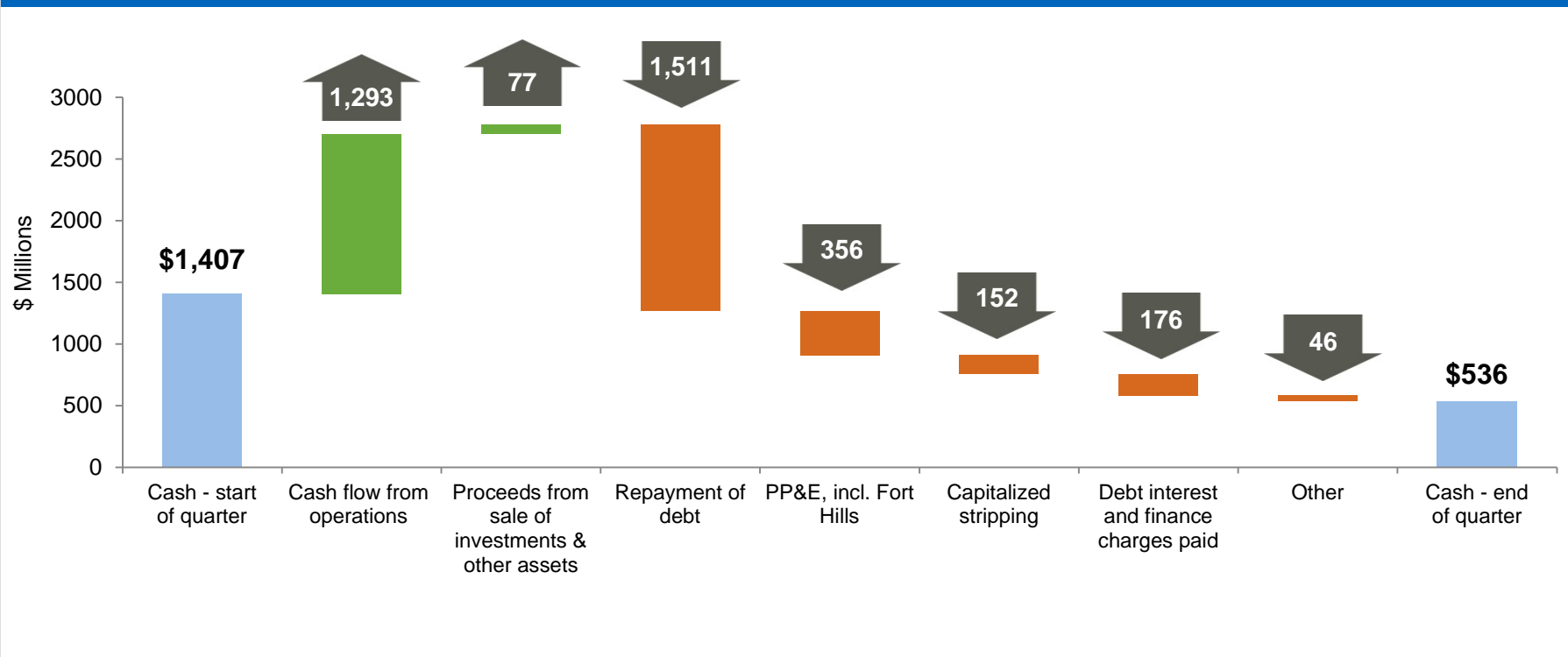
Simplified Pricing Adjustment Model



	Outstanding at Dec. 31, 2016		Outstanding at Mar. 31, 2017		Quarterly Price Change	Pricing Adjustments
	Mlbs	US\$/lb	Mlbs	US\$/lb	US\$/lb	C\$M
Copper	114	2.50	131	2.66	+0.16	\$22M
Zinc	231	1.17	123	1.27	+0.10	\$13M
Other						\$3M
TOTAL						\$38M

Driven by quarterly change in key commodity prices

Cash Changes in Q1 2017

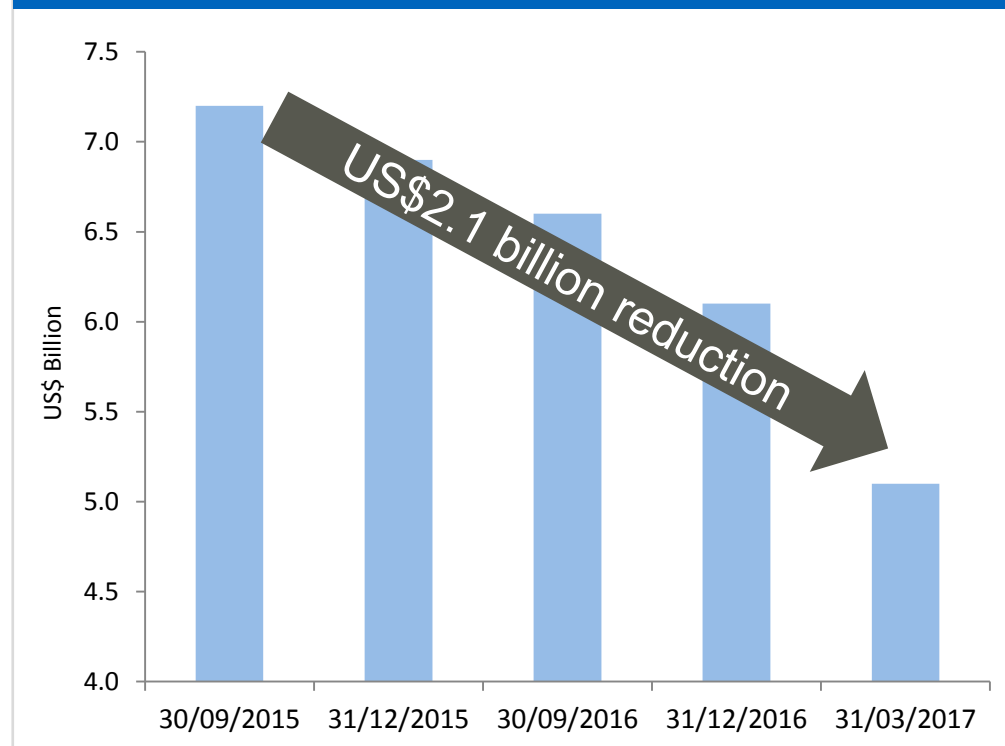


Achieved Significant Debt Reduction

Current Debt Portfolio¹

Public notes outstanding	US\$5.1B
Average coupon	5.7%
Annual interest savings	~US\$55M
Weighted average term to maturity	~15 years
Debt to debt-plus-equity ratio ²	27%
Undrawn credit facility	US\$3.0B


Notes Outstanding



Tender offer to purchase US\$1B of outstanding public notes completed on March 8, 2016

1. As at April 24, 2017.

2. Our revolving credit facility requires a debt to debt-plus-equity ratio of <50%. Non-GAAP financial measures. See "Use of Non-GAAP Financial Measures" section of our quarterly news releases for further information.

- 
- A woman wearing a blue hard hat, safety glasses, and an orange high-visibility vest over a dark long-sleeved shirt is looking upwards. She is standing next to a piece of heavy machinery, possibly a truck or excavator, in an industrial setting with large red domes in the background under a blue sky with light clouds.
- Positive outlook for Q2 and beyond
 - Generating strong free cash flow
 - May continue to reduce debt opportunistically
 - First oil at Fort Hills in 8 months

Teck

First Quarter 2017 Results

April 25, 2017

